

2024 ANNUAL MEETING STATISTICS

Attendee Profile

The AAN Annual Meeting is the largest international meeting of neurologists and neuroscience professionals. The following information shows a breakdown of recent Annual Meeting participants.

A total of 14,063 people enjoyed the latest education, science, and networking opportunities at the 2024 Annual Meeting in Denver, CO, and live online.

2024 Attendance*

Denver and Online

- Total Attendance: 14,063
- Professional Attendance: 11,474
- US: 79%
- International: 21%

2023 Attendance**

Boston and Online

- Total Attendance: 15,347
- Professional Attendance: 12,560
- US: 80%
- International: 20%

*Total attendance for the 2024 online option was 2,564. With the online option removed, the US/international split was 82%/17%.

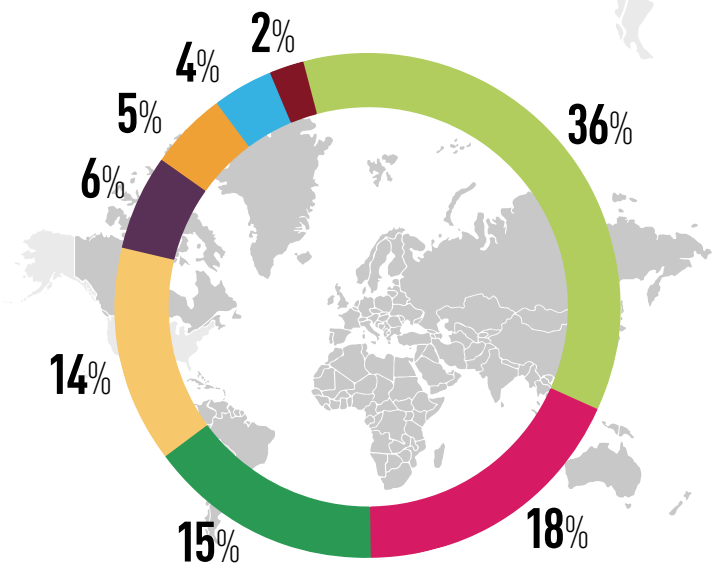
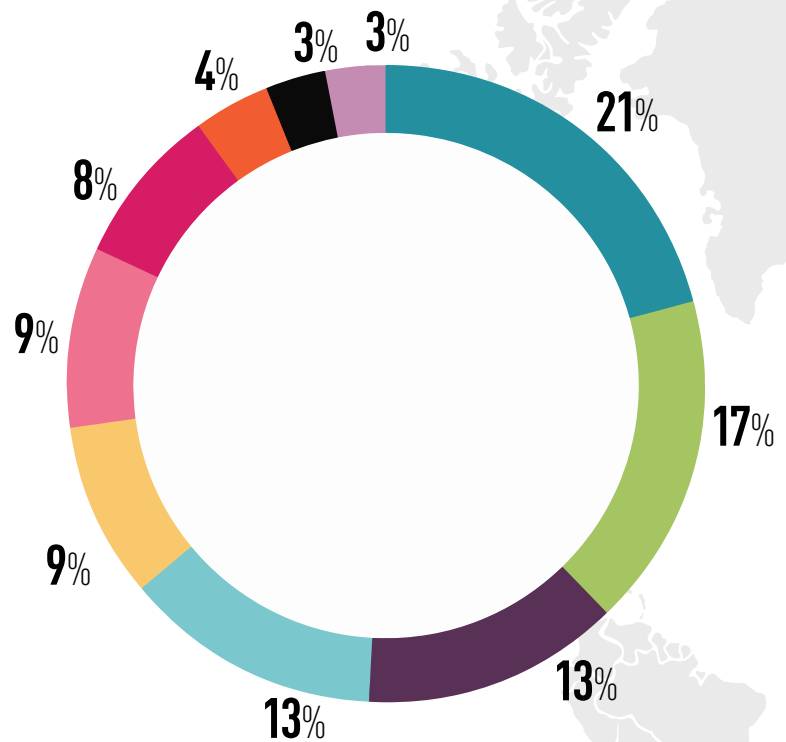
**An additional 2,924 professional attendees participated in the 2023 Annual Meeting online only.



2024 Professional Attendance by Region

US Region	Attendees
Mid-Atlantic (Connecticut, New Jersey, New York, Pennsylvania)	1,871
South Atlantic (Delaware, District of Columbia, Florida, Georgia, Maryland, North Carolina, South Carolina, Virginia, West Virginia)	1,537
Pacific (California, Oregon, Washington)	1,214
NE Central (Illinois, Indiana, Michigan, Ohio, Wisconsin)	1,153
New England (Maine, Massachusetts, New Hampshire, Rhode Island, Vermont)	853
Mountain (Arizona, Colorado, Idaho, Montana, Nevada, New Mexico, Utah, Wyoming)	826
SW Central (Arkansas, Louisiana, Oklahoma, Texas)	715
NW Central (Iowa, Kansas, Minnesota, Missouri, Nebraska, North Dakota, South Dakota)	576
SE Central (Alabama, Kentucky, Mississippi, Tennessee)	301
Non-contiguous US States (Alaska, Hawaii)	38
US Territory (Puerto Rico, US Virgin Islands)	32
US Total	9,116

International Region	Attendees
Europe / Scandinavia	857
Asia	426
South / Central America	347
Canada	325
Middle East	142
Pacific Rim	113
Mexico	93
Africa	55
International Total	2,358



Following is a breakdown of 2024 Annual Meeting participants by stated subspecialty and practice setting.

Subspecialty*

Primary Subspecialty	Count	Percentage
General Neurology	1,713	15%
Neuroimmunology and Multiple Sclerosis	755	6.6%
Movement Disorders	691	6.0%
Epilepsy	641	5.6%
Neuromuscular Medicine	575	5.0%
Vascular Neurology and Stroke	566	4.9%
Clinical Neurophysiology	295	2.6%
Behavioral Neurology and Neuropsychiatry	259	2.3%
Headache Medicine	251	2.2%
Neurocritical Care	209	1.8%
Other	201	1.8%
Neurohospitalist	151	1.3%
Sleep Medicine	129	1.1%
Neuro-oncology	113	1.0%
Neuro-ophthalmology	67	0.6%
Geriatric Neurology	59	0.51%
Neurogenetics	52	0.45%
Infectious Diseases and Neurovirology	41	0.36%
Sports Neurology	37	0.32%
Neuroimaging	30	0.26%
Traumatic Brain Injury	29	0.25%
Autonomic Disorders	27	0.24%
Endovascular and Interventional Neurology	27	0.24%
Pain Medicine	27	0.24%
Palliative Neurology	26	0.23%
Neural Repair and Rehabilitation	21	0.18%
Neuro-otology	21	0.18%
Neuroepidemiology	17	0.15%
Neuromuscular Pathology	5	0.04%

Practice Arrangement*

Practice Arrangement	Count	Percentage
Academic Based	3,437	30%
Hospital Based	1,579	14%
Neurology Group	937	8.2%
Industry	500	4.4%
Multispecialty Group	439	3.8%
Solo Practice	385	3.4%
Government Based	263	2.3%
Other	218	1.9%

369 Advanced Practice Providers
 joined the 2024 Annual Meeting.

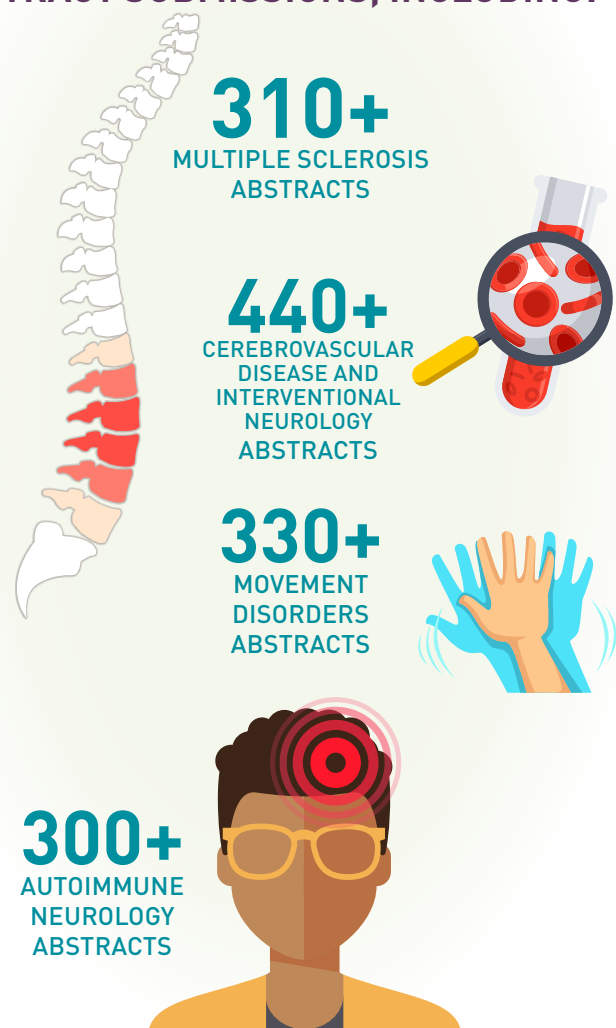
*Data was taken from attendees' member profiles.

Meeting Abstracts by Topic

A vital part of the AAN Annual Meeting is the Science Program, which features the latest in cutting-edge research and scientific developments in neurology. Thousands of abstracts are presented each year in all subspecialties. Presentation formats include plenary sessions, platform presentation, and poster sessions with time to ask questions of the author.

Topic	Submitted Regular Program	Submitted Emerging Science Program
Aging, Dementia, Cognitive, and Behavioral Neurology	258	30
Autoimmune Neurology	302	8
Autonomic Disorders	26	2
Cerebrovascular Disease and Interventional Neurology	435	15
Child Neurology and Developmental Neurology	136	9
Education, Research, and Methodology	141	5
Epilepsy/Clinical Neurophysiology (EEG)	252	20
General Neurology	188	11
Global Health and Neuroepidemiology	40	1
Headache	172	3
Health Care Disparities	49	2
History of Neurology	26	0
Infectious Disease	135	6
Movement Disorders	327	5
Multiple Sclerosis	293	12
Neuro Trauma and Sports Neurology	35	8
Neuro-oncology	96	0
Neuro-ophthalmology/Neuro-otology	57	0
Neurocritical Care	100	4
Neurohospitalist	17	3
Neuromuscular and Clinical Neurophysiology (EMG)	298	11
Neurorehabilitation	32	2
Pain	26	1
Palliative Care	14	0
Practice, Policy, and Ethics	25	0
Sleep	49	0
Total	3,529	141

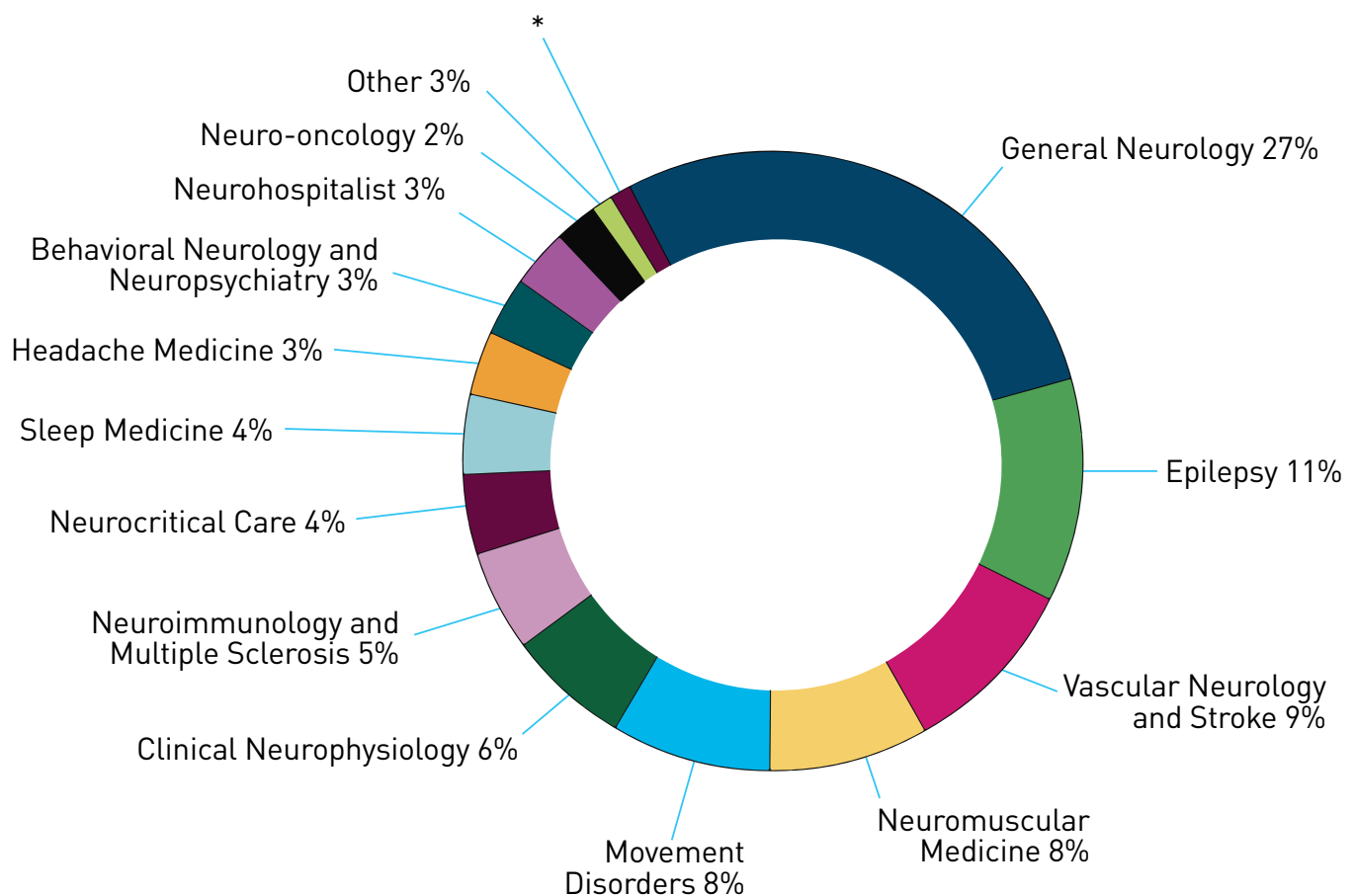
3,600 +
ABSTRACT SUBMISSIONS, INCLUDING:



AAN Member Subspecialties

The AAN represents over 40,000 neurologists and neuroscience professionals consisting of 30,500 US members and 9,500 international members.

Of neurologist members, 14% self-identify as general neurologists. Of the remaining neurologist members, their identified subspecialties are as follows:



*The following subspecialties are each one percent or less: Autonomic Disorders, Endovascular and Interventional Neurology, Geriatric Neurology, Infectious Diseases and Neurovirology, Neural Repair and Rehabilitation, Neuro-ophthalmology, Neuro-otology, Neuroepidemiology, Neurogenetics, Neuroimaging, Neuromuscular Pathology, Pain Medicine, Palliative Neurology, Sports Neurology, Traumatic Brain Injury